

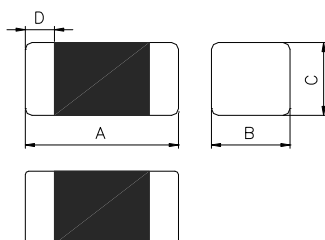
## Features

1. Monolithic inorganic material construction.
2. Closed magnetic circuit avoids crosstalk.
3. S.M.T. type.
4. Suitable for reflow soldering.
5. Shapes and dimensions follow E.I.A. spec.
6. Available in various sizes.
7. Excellent solderability and heat resistance.
8. High reliability. Reliability test meet AEC-Q200.
9. 100% Lead(Pb) & Halogen-Free and RoHS compliant.



Certificate  
of  
GreenPartner

## Dimensions



Chip Size	
A	1.00±0.10
B	0.50±0.10
C	0.50±0.10
D	0.25±0.10

Units: mm

## Part Numbering

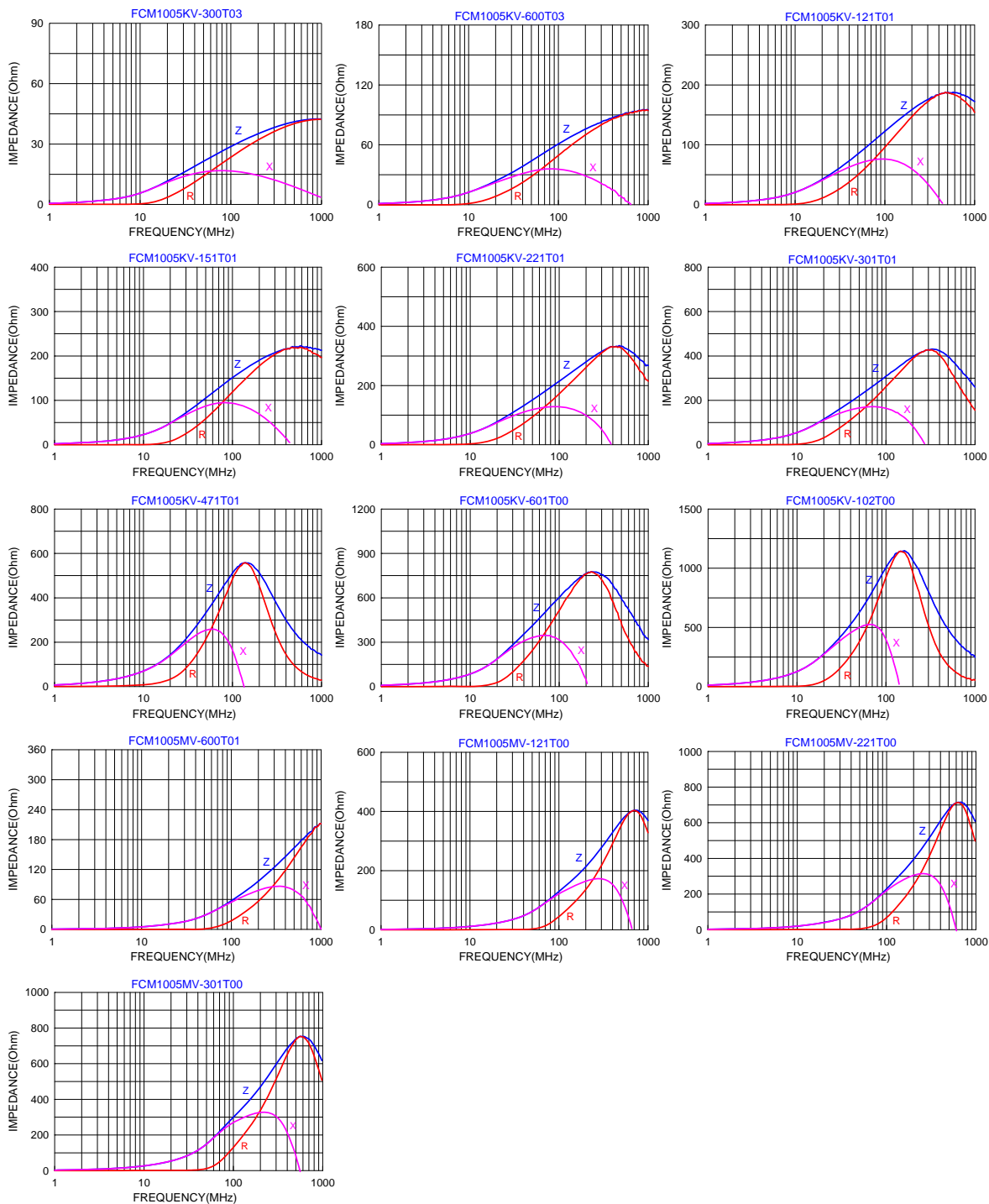


A: Series  
 B: Dimension L x W  
 C: Material Lead Free Material  
 D: Category Code V=Vehicle  
 E: Impedance 121=120Ω  
 F: Packaging T=Taping and Reel, B=Bulk(Bags)  
 G: Rated Current 01=100mA

## Specification

Tai-Tech Part Number	Impedance (Ω)	Test Frequency (MHz)	DC Resistance (Ω) max.	Rated Current (mA) max.
FCM1005KV-300T03	30±25%	100	0.20	300
FCM1005KV-600T03	60±25%	100	0.25	300
FCM1005KV-121T01	120±25%	100	0.30	100
FCM1005KV-151T01	150±25%	100	0.30	100
FCM1005KV-221T01	220±25%	100	0.40	100
FCM1005KV-301T01	300±25%	100	0.50	100
FCM1005KV-471T01	470±25%	100	0.65	100
FCM1005KV-601T00	600±25%	100	0.80	80
FCM1005KV-102T00	1000±25%	100	1.20	50
FCM1005MV-600T01	60±25%	100	0.30	100
FCM1005MV-121T00	120±25%	100	0.45	80
FCM1005MV-221T00	220±25%	100	0.60	50
FCM1005MV-301T00	300±25%	100	0.75	50

### Impedance Frequency Characteristics(Typical)



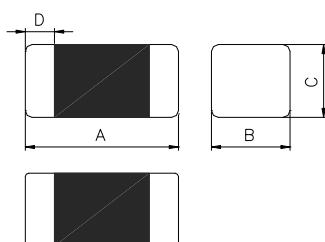
## Features

1. Monolithic inorganic material construction.
2. Closed magnetic circuit avoids crosstalk.
3. S.M.T. type.
4. Suitable for reflow soldering.
5. Shapes and dimensions follow E.I.A. spec.
6. Available in various sizes.
7. Excellent solderability and heat resistance.
8. High reliability. Reliability test meet AEC-Q200.
9. 100% Lead(Pb) & Halogen-Free and RoHS compliant.



Certificate  
of  
GreenPartner

## Dimensions



Chip Size	
A	1.60±0.15
B	0.80±0.15
C	0.80±0.15
D	0.30±0.20

Units: mm

## Part Numbering



A: Series  
 B: Dimension  
 C: Material  
 D: Category Code  
 E: Impedance  
 F: Packaging  
 G: Rated Current

L x W  
 Lead Free Material  
 V=Vehicle  
 600=60Ω  
 T=Taping and Reel, B=Bulk(Bags)  
 07=700mA

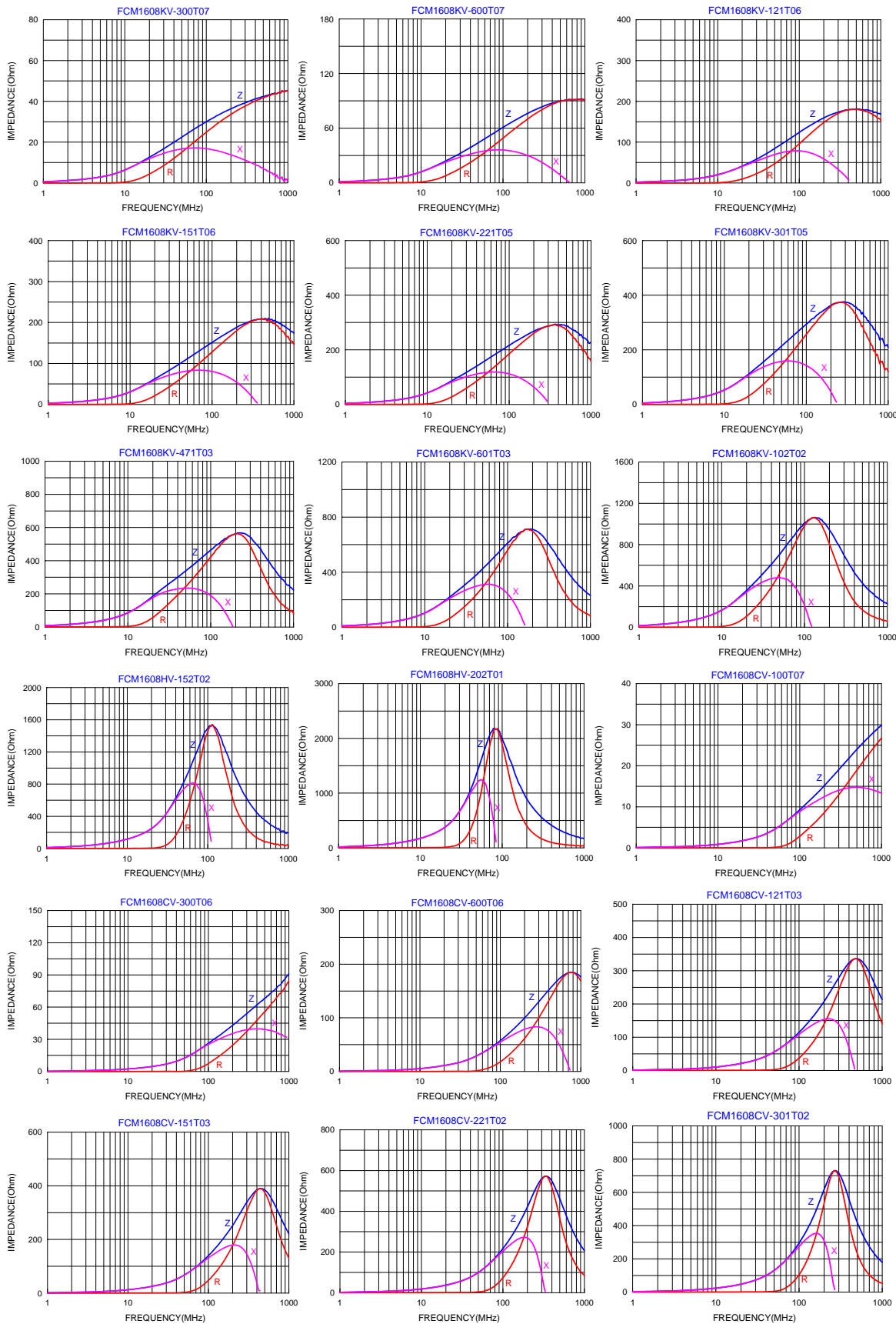
## Specification

Tai-Tech Part Number	Impedance (Ω)	Test Frequency (MHz)	DC Resistance (Ω) max.	Rated Current (mA) max.
FCM1608KV-300T07	30±25%	100	0.20	700
FCM1608KV-600T07	60±25%	100	0.20	700
FCM1608KV-121T06	120±25%	100	0.25	600
FCM1608KV-151T06	150±25%	100	0.25	600
FCM1608KV-221T05	220±25%	100	0.30	550
FCM1608KV-301T05	300±25%	100	0.35	500
FCM1608KV-471T03	470±25%	100	0.45	350
FCM1608KV-601T03	600±25%	100	0.50	350
FCM1608KV-102T02	1000±25%	100	0.70	200
FCM1608HV-152T02	1500±25%	100	1.00	200
FCM1608HV-202T01	2000±25%	100	1.20	150

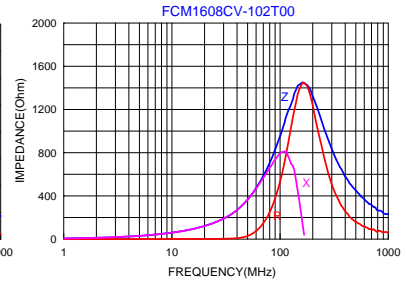
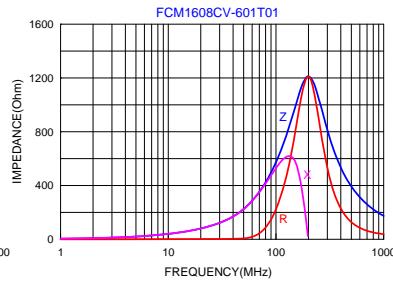
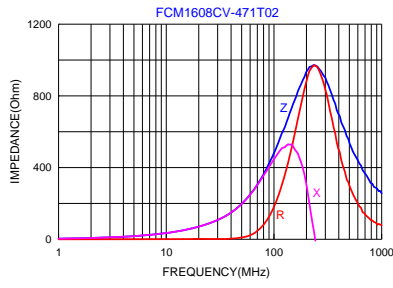
**TAI-TECH**

Tai-Tech Part Number	Impedance ( $\Omega$ )	Test Frequency (MHz)	DC Resistance ( $\Omega$ ) max.	Rated Current (mA) max.
FCM1608CV-100T07	10 $\pm$ 25%	100	0.20	700
FCM1608CV-300T06	30 $\pm$ 25%	100	0.25	600
FCM1608CV-600T06	60 $\pm$ 25%	100	0.30	600
FCM1608CV-121T03	120 $\pm$ 25%	100	0.40	300
FCM1608CV-151T03	150 $\pm$ 25%	100	0.40	300
FCM1608CV-221T02	220 $\pm$ 25%	100	0.60	250
FCM1608CV-301T02	300 $\pm$ 25%	100	0.80	200
FCM1608CV-471T02	470 $\pm$ 25%	100	0.85	200
FCM1608CV-601T01	600 $\pm$ 25%	100	1.20	150
FCM1608CV-102T00	1000 $\pm$ 25%	100	1.50	80

## Impedance Frequency Characteristics(Typical)



## Impedance Frequency Characteristics(Typical)



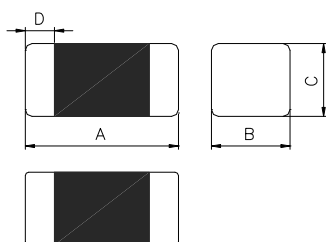
# Ferrite Chip Bead(Lead Free)

## Features

1. Monolithic inorganic material construction.
2. Closed magnetic circuit avoids crosstalk.
3. S.M.T. type.
4. Suitable for reflow soldering.
5. Shapes and dimensions follow E.I.A. spec.
6. Available in various sizes.
7. Excellent solderability and heat resistance.
8. High reliability. Reliability test meet AEC-Q200.
9. 100% Lead(Pb) & Halogen-Free and RoHS compliant.



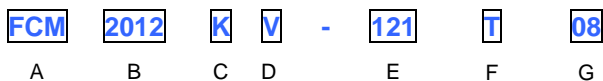
## Dimensions



Chip Size	
A	2.00±0.20
B	1.25±0.20
C	0.85±0.20      1.25±0.20
D	0.50±0.30

Units: mm

## Part Numbering



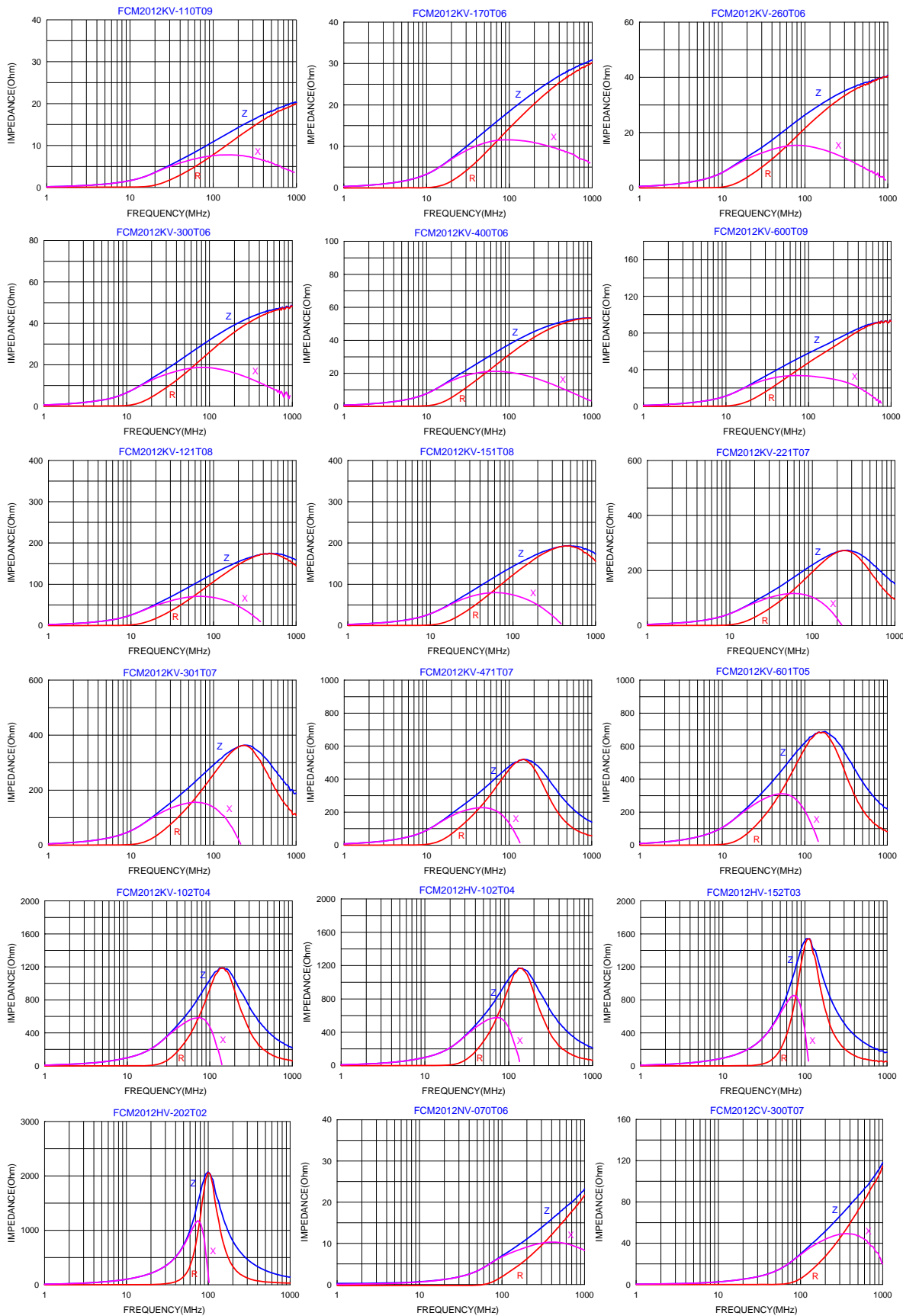
- A: Series
  - B: Dimension
  - C: Material
  - D: Category Code
  - E: Impedance
  - F: Packaging
  - G: Rated Current
- L x W
  - Lead Free Material
  - V=Vehicle
  - 121=120Ω
  - T=Taping and Reel, B=Bulk(Bags)
  - 08=800mA

## Specification

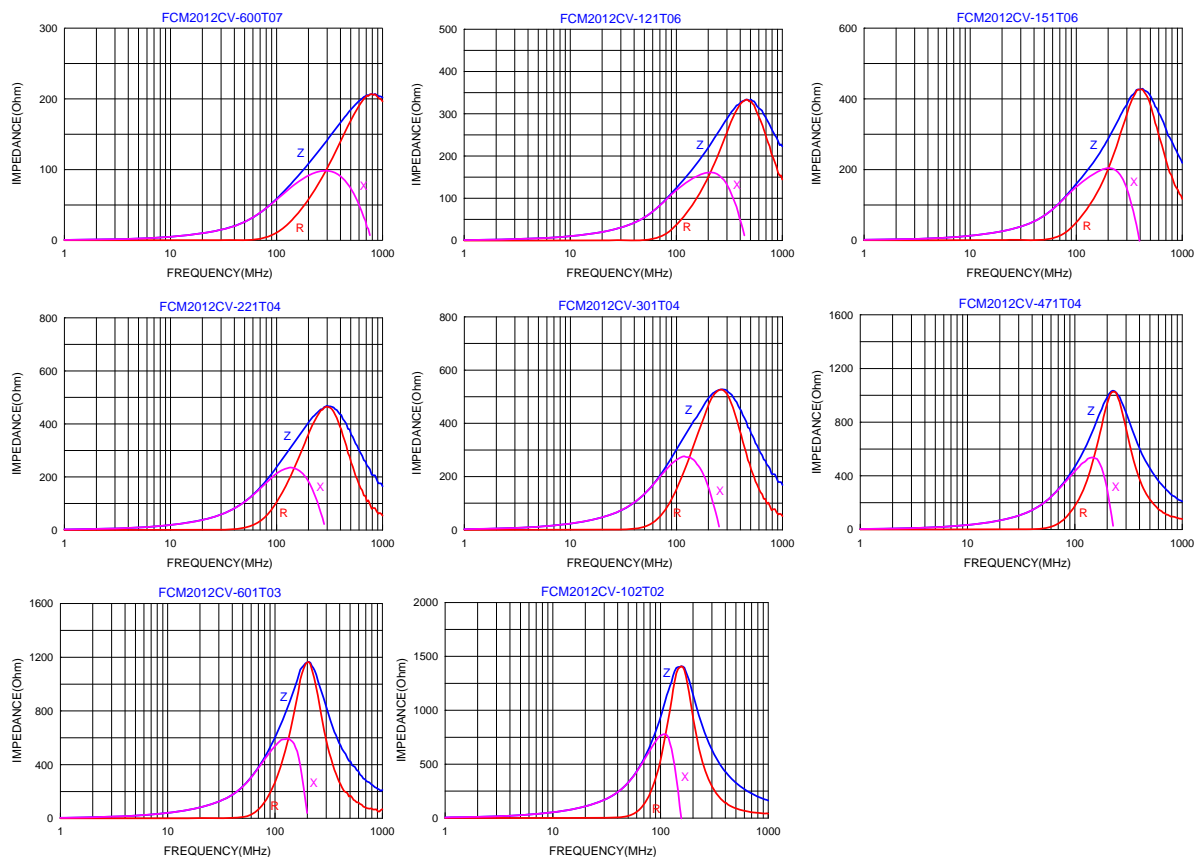
Tai-Tech Part Number	Thickness C size (mm)	Impedance ( $\Omega$ )	Test Frequency (MHz)	DC Resistance ( $\Omega$ ) max.	Rated Current (mA) max.
FCM2012KV-110T09	0.85±0.2	11±25%	100	0.10	900
FCM2012KV-170T06	0.85±0.2	17±25%	100	0.10	600
FCM2012KV-260T06	0.85±0.2	26±25%	100	0.10	600
FCM2012KV-300T06	0.85±0.2	30±25%	100	0.10	600
FCM2012KV-400T06	0.85±0.2	40±25%	100	0.10	600
FCM2012KV-600T09	0.85±0.2	60±25%	100	0.10	900
FCM2012KV-121T08	0.85±0.2	120±25%	100	0.20	800
FCM2012KV-151T08	0.85±0.2	150±25%	100	0.20	800
FCM2012KV-221T07	0.85±0.2	220±25%	100	0.30	750
FCM2012KV-301T07	0.85±0.2	300±25%	100	0.30	700
FCM2012KV-471T07	0.85±0.2	470±25%	100	0.35	700
FCM2012KV-601T05	0.85±0.2	600±25%	100	0.40	500
FCM2012KV-102T04	0.85±0.2	1000±25%	100	0.45	400
FCM2012HV-102T04	0.85±0.2	1000±25%	100	0.45	400
FCM2012HV-152T03	0.85±0.2	1500±25%	100	0.50	350
FCM2012HV-202T02	0.85±0.2	2000±25%	100	0.60	250
FCM2012NV-070T06	0.85±0.2	7±25%	100	0.10	600
FCM2012CV-300T07	0.85±0.2	30±25%	100	0.20	700
FCM2012CV-600T07	0.85±0.2	60±25%	100	0.20	700
FCM2012CV-121T06	0.85±0.2	120±25%	100	0.25	600
FCM2012CV-151T06	0.85±0.2	150±25%	100	0.25	600
FCM2012CV-221T04	0.85±0.2	220±25%	100	0.30	400
FCM2012CV-301T04	0.85±0.2	300±25%	100	0.35	400
FCM2012CV-471T04	1.25±0.2	470±25%	100	0.40	400
FCM2012CV-601T03	1.25±0.2	600±25%	100	0.45	300
FCM2012CV-102T02	1.25±0.2	1000±25%	100	0.50	200



## Impedance Frequency Characteristics(Typical)



## Impedance Frequency Characteristics(Typical)



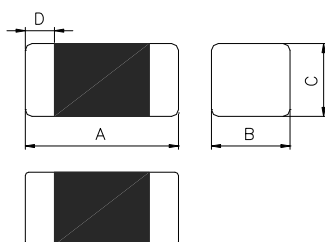
# Ferrite Chip Bead(Lead Free)

## Features

1. Monolithic inorganic material construction.
2. Closed magnetic circuit avoids crosstalk.
3. S.M.T. type.
4. Suitable for reflow soldering.
5. Shapes and dimensions follow E.I.A. spec.
6. Available in various sizes.
7. Excellent solderability and heat resistance.
8. High reliability. Reliability test meet AEC-Q200.
9. 100% Lead(Pb) & Halogen-Free and RoHS compliant.



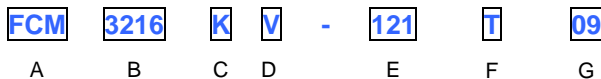
## Dimensions



Chip Size	
<b>A</b>	3.20±0.20
<b>B</b>	1.60±0.20
<b>C</b>	1.10±0.20
<b>D</b>	0.50±0.30

Units: mm

## Part Numbering



- A: Series
  - B: Dimension
  - C: Material
  - D: Category Code
  - E: Impedance
  - F: Packaging
  - G: Rated Current
- L x W
  - Lead Free Material
  - V=Vehicle
  - 121=120Ω
  - T=Taping and Reel, B=Bulk(Bags)
  - 09=900mA

**Ferrite Chip Bead(Lead Free)**

FCM3216\_V-Series

**Specification**

Tai-Tech Part Number	Impedance ( $\Omega$ )	Test Frequency (MHz)	DC Resistance ( $\Omega$ ) max.	Rated Current (mA) max.
FCM3216KV-260T05	26 $\pm$ 25%	100	0.20	500
FCM3216KV-310T05	31 $\pm$ 25%	100	0.20	500
FCM3216KV-420T05	42 $\pm$ 25%	100	0.20	500
FCM3216KV-500T05	50 $\pm$ 25%	100	0.20	500
FCM3216KV-700T05	70 $\pm$ 25%	100	0.20	500
FCM3216KV-900T05	90 $\pm$ 25%	100	0.20	500
FCM3216KV-121T09	120 $\pm$ 25%	100	0.15	900
FCM3216KV-151T09	150 $\pm$ 25%	100	0.15	900
FCM3216KV-201T06	200 $\pm$ 25%	100	0.35	600
FCM3216KV-221T07	220 $\pm$ 25%	100	0.35	700
FCM3216KV-301T07	300 $\pm$ 25%	100	0.35	700
FCM3216KV-471T04	470 $\pm$ 25%	100	0.35	400
FCM3216KV-601T04	600 $\pm$ 25%	100	0.40	400

### Impedance Frequency Characteristics(Typical)

