

Power Inductor

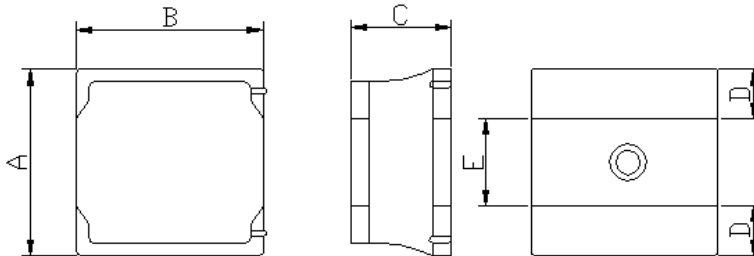
HPC3012TV-SERIES

1. Features

1. This specification applies Low Profile Power Inductors.
2. 100% Lead(Pb) & Halogen-Free and RoHS compliant.
3. High reliability -Reliability tests comply with AEC-Q200
4. Operating temperature:-55~+125°C (Including self - temperature rise)

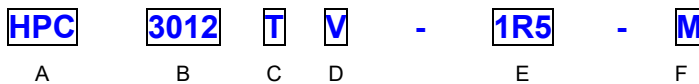


2. Dimension



Series	A(mm)	B(mm)	C(mm)	D(mm)	E(mm)
HPC3012TV	3.0±0.2	3.0±0.2	1.2 max.	1.0 ref.	1.0 ref.

3. Part Numbering



- A: Series
- B: Dimension
- C: Lead Free
- D: Category Code V=Vehicle
- E: Inductance 1R5=1.50uH
- F: Inductance Tolerance M=±20%;Y=±30%

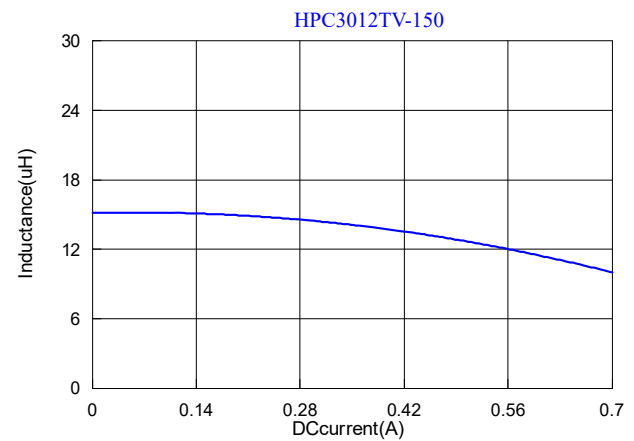
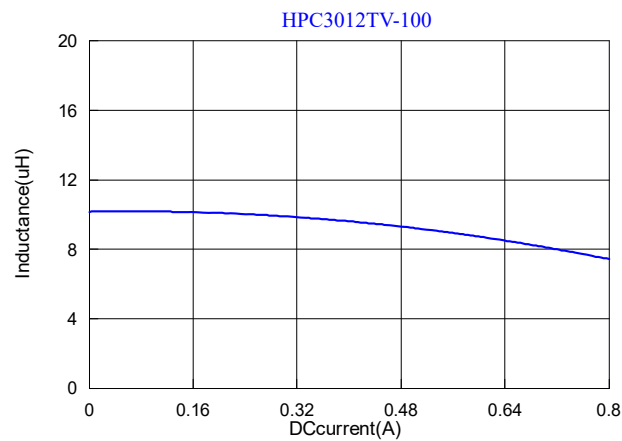
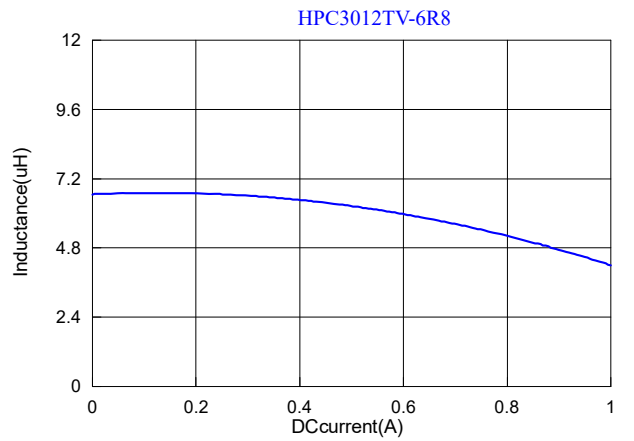
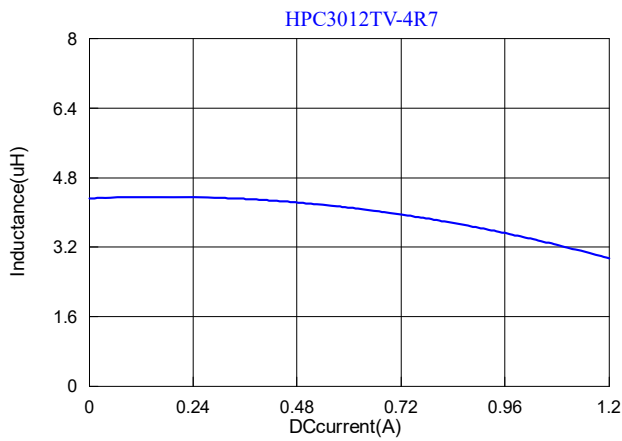
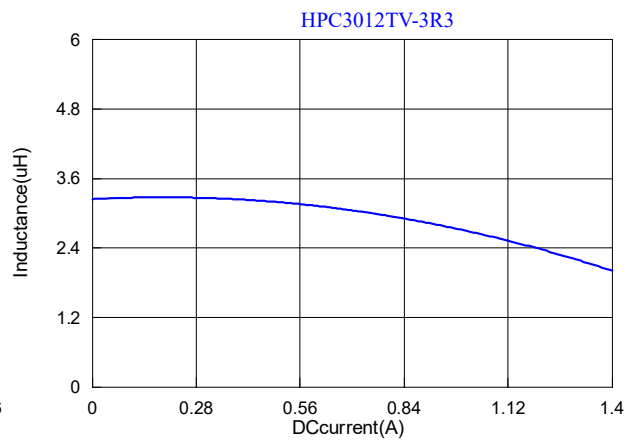
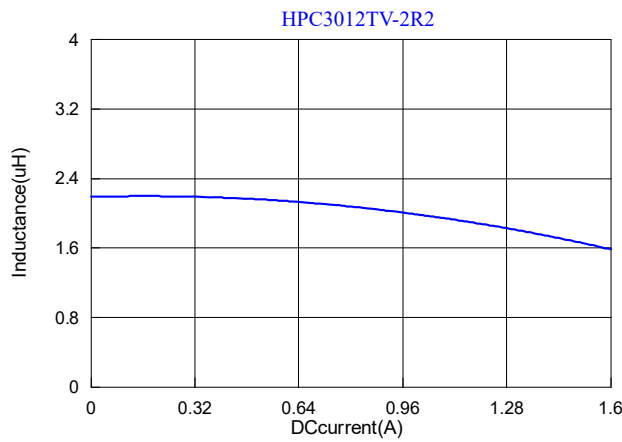
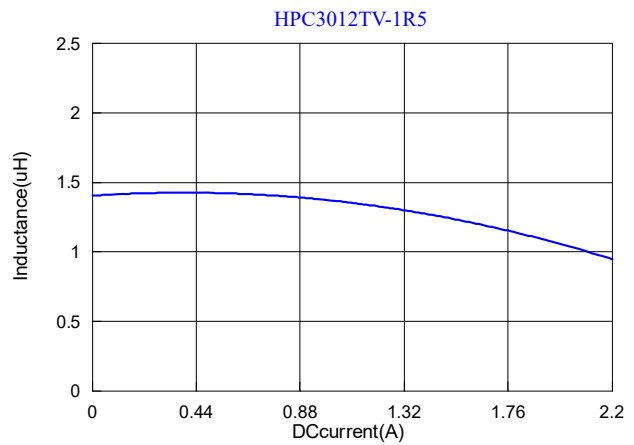
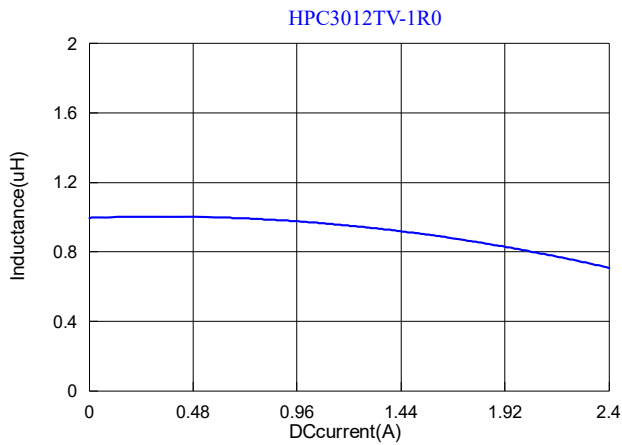
4. Specification

TAI-TECH Part Number	Inductance (uH)	Tolerance (%)	Test Frequency (Hz)	DCR (Ω) ±20%	I sat (A) typ.	I sat (A) max.	I rms (A) typ	I rms (A) max.
HPC3012TV-1R0Y	1.0	±30%	0.1V/1M	0.042	2.50	2.15	2.20	2.00
HPC3012TV-1R5Y	1.5	±30%	0.1V/1M	0.056	2.00	1.70	2.00	1.85
HPC3012TV-2R2M	2.2	±20%	0.1V/1M	0.080	1.80	1.50	1.90	1.70
HPC3012TV-3R3M	3.3	±20%	0.1V/1M	0.100	1.50	1.20	1.70	1.55
HPC3012TV-4R7M	4.7	±20%	0.1V/1M	0.130	1.30	1.05	1.50	1.30
HPC3012TV-6R8M	6.8	±20%	0.1V/1M	0.180	1.20	0.90	1.20	1.05
HPC3012TV-100M	10	±20%	0.1V/1M	0.245	0.90	0.76	1.00	0.89
HPC3012TV-150M	15	±20%	0.1V/1M	0.386	0.80	0.62	0.90	0.74
HPC3012TV-220M	22	±20%	0.1V/1M	0.580	0.60	0.49	0.70	0.61

Note:

1. Heat Rated Current (Irms) will cause the coil temperature rise approximately Δt of 40°C.
2. Saturation Current (Isat) will cause L0 to drop approximately 30%.

9. Typical Performance Curves



HPC3012TV-220

