

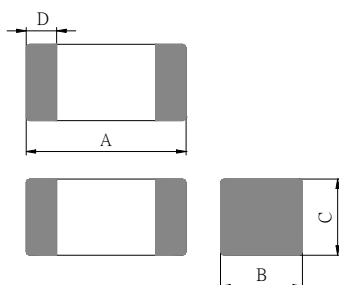
1.Features

1. Monolithic inorganic material construction.
2. Closed magnetic circuit avoids crosstalk.
3. S.M.T. type.
4. Suitable for reflow soldering.
5. Shapes and dimensions follow E.I.A. spec.
6. Available in various sizes.
7. Excellent solderability and heat resistance.
8. High SRF up to 6GHz and above.
9. 100% Lead(Pb) & Halogen-Free and RoHS compliant.



Certificate
of
GreenPartner

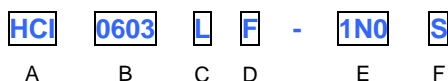
2. Dimensions



Chip Size	
A	0.60±0.05
B	0.30±0.05
C	0.30±0.05
D	0.15±0.05

Units: mm

3. Part Numbering



- A: Series
 B: Dimension L x W
 C: Category Code
 D: Material Lead Free Material
 E: Inductance 1N0=1.0 nH
 F: Inductance Tolerance S=±0.3

4.Specification

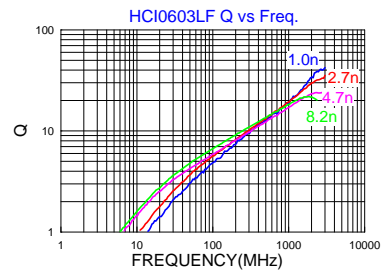
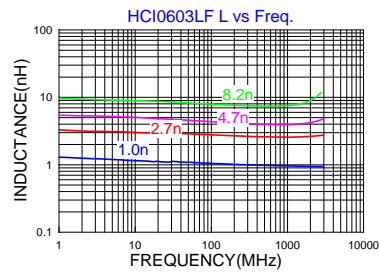
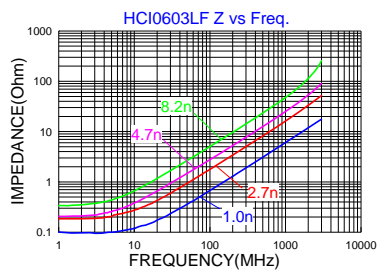
Tai-Tech Part Number	Inductance (nH)	Test Frequency (Hz)	Q min.	Rated Current (mA) max	DCR (Ω) max.	SRF (MHz) min.
HCI0603LF-0N8S	0.8±0.3	100M / 50mV	4	500	0.10	>10000
HCI0603LF-1N0S	1.0±0.3	100M / 50mV	4	470	0.11	>10000
HCI0603LF-1N2S	1.2±0.3	100M / 50mV	4	450	0.12	>10000
HCI0603LF-1N5S	1.5±0.3	100M / 50mV	4	430	0.13	>10000
HCI0603LF-1N8S	1.8±0.3	100M / 50mV	4	390	0.16	>10000
HCI0603LF-2N0S	2.0±0.3	100M / 50mV	4	380	0.17	>10000
HCI0603LF-2N2S	2.2±0.3	100M / 50mV	4	360	0.19	8800
HCI0603LF-2N4S	2.4±0.3	100M / 50mV	4	350	0.20	8300
HCI0603LF-2N7S	2.7±0.3	100M / 50mV	4	340	0.21	7700

Tai-Tech Part Number	Inductance (nH)	Test Frequency (Hz)	Q min.	Rated Current (mA) max	DCR (Ω) max.	SRF (MHz) min.
HCI0603LF-3N0S	3.0±0.3	100M / 50mV	4	330	0.22	7200
HCI0603LF-3N3S	3.3±0.3	100M / 50mV	4	320	0.23	6700
HCI0603LF-3N6S	3.6±0.3	100M / 50mV	4	310	0.25	6400
HCI0603LF-3N9S	3.9±0.3	100M / 50mV	4	300	0.27	6000
HCI0603LF-4N3S	4.3±0.3	100M / 50mV	4	280	0.30	5700
HCI0603LF-4N7S	4.7±0.3	100M / 50mV	4	280	0.30	5300
HCI0603LF-5N1S	5.1±0.3	100M / 50mV	4	270	0.33	5000
HCI0603LF-5N6S	5.6±0.3	100M / 50mV	4	260	0.36	4600
HCI0603LF-6N2S	6.2±0.3	100M / 50mV	4	250	0.38	4200
HCI0603LF-6N8J	6.8±5%	100M / 50mV	4	250	0.39	3900
HCI0603LF-7N5J	7.5±5%	100M / 50mV	4	240	0.41	3600
HCI0603LF-8N2J	8.2±5%	100M / 50mV	4	230	0.45	3400
HCI0603LF-9N1J	9.1±5%	100M / 50mV	4	220	0.48	3200
HCI0603LF-10NJ	10±5%	100M / 50mV	4	220	0.51	2900
HCI0603LF-12NJ	12±5%	100M / 50mV	4	190	0.68	2700
HCI0603LF-15NJ	15±5%	100M / 50mV	4	180	0.71	2300
HCI0603LF-18NJ	18±5%	100M / 50mV	4	170	0.81	2100
HCI0603LF-22NJ	22±5%	100M / 50mV	4	150	1.00	1800
HCI0603LF-27NJ	27±5%	100M / 50mV	4	120	1.35	1800
HCI0603LF-33NJ	33±5%	100M / 50mV	4	110	1.47	1700
HCI0603LF-39NJ	39±5%	100M / 50mV	4	100	1.72	1500
HCI0603LF-47NJ	47±5%	100M / 50mV	4	100	1.90	1300
HCI0603LF-56NJ	56±5%	100M / 50mV	4	80	2.27	1100
HCI0603LF-68NJ	68±5%	100M / 50mV	4	80	2.66	1100
HCI0603LF-82NJ	82±5%	100M / 50mV	4	70	3.37	1000
HCI0603LF-R10J	100±5%	100M / 50mV	4	60	3.74	900

● Rated current: based on temperature rise test

● In compliance with EIA 595

Impedance, Inductance, Q v.s. Frequency Characteristics(Typical)



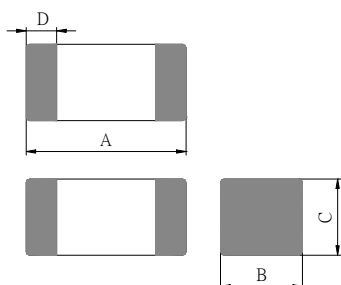
1.Features

1. Monolithic inorganic material construction.
2. Closed magnetic circuit avoids crosstalk.
3. S.M.T. type.
4. Suitable for reflow soldering.
5. Shapes and dimensions follow E.I.A. spec.
6. Available in various sizes.
7. Excellent solder ability and heat resistance.
8. High SRF up to 6GHz and above.
9. 100% Lead(Pb) & Halogen-Free and RoHS compliant.



Certificate
of
GreenPartner

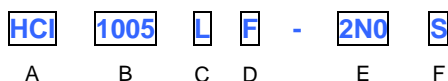
2. Dimensions



Chip Size	
A	1.00±0.15
B	0.50±0.15
C	0.50±0.15
D	0.25±0.10

Units: mm

3. Part Numbering



A: Series	
B: Dimension	L x W
C: Category Code	
D: Material	Lead Free Material
E: Inductance	2N0=2.0 nH
F: Inductance Tolerance	S=±0.3

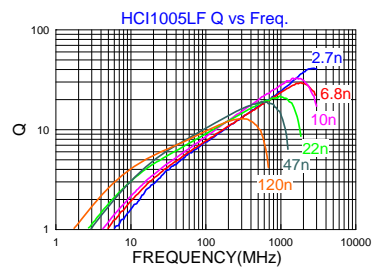
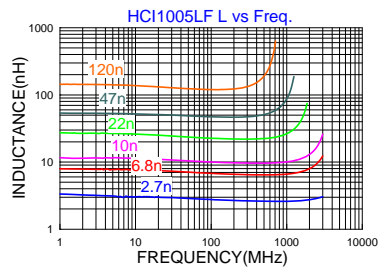
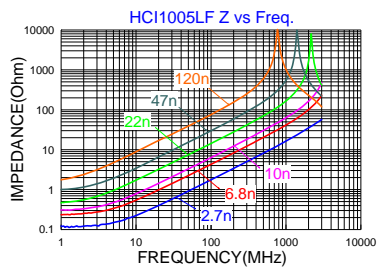
4.Specification

Tai-Tech Part Number	Inductance (nH)	Test Frequency (Hz)	Q min.	Rated Current (mA) max	DCR (Ω) max.	SRF (MHz) min.
HCI1005LF-1N0S	1.0±0.3	100M / 50mV	7	400	0.10	10000
HCI1005LF-1N2S	1.2±0.3	100M / 50mV	7	400	0.10	10000
HCI1005LF-1N5S	1.5±0.3	100M / 50mV	7	300	0.10	6000
HCI1005LF-1N8S	1.8±0.3	100M / 50mV	7	300	0.10	6000
HCI1005LF-2N0S	2.0±0.3	100M / 50mV	7	300	0.20	6000
HCI1005LF-2N2S	2.2±0.3	100M / 50mV	7	300	0.20	6000
HCI1005LF-2N4S	2.4±0.3	100M / 50mV	7	300	0.20	6000
HCI1005LF-2N7S	2.7±0.3	100M / 50mV	7	300	0.20	6000
HCI1005LF-3N0S	3.0±0.3	100M / 50mV	7	300	0.20	6000

Tai-Tech Part Number	Inductance (nH)	Test Frequency (Hz)	Q min.	Rated Current (mA) max	DCR (Ω) max.	SRF (MHz) min.
HCI1005LF-3N3S	3.3±0.3	100M / 50mV	7	300	0.20	6000
HCI1005LF-3N6S	3.6±0.3	100M / 50mV	7	300	0.20	4000
HCI1005LF-3N9S	3.9±0.3	100M / 50mV	7	300	0.20	4000
HCI1005LF-4N3S	4.3±0.3	100M / 50mV	7	300	0.20	4000
HCI1005LF-4N7S	4.7±0.3	100M / 50mV	7	300	0.20	4000
HCI1005LF-5N1S	5.1±0.3	100M / 50mV	7	300	0.30	4000
HCI1005LF-5N6S	5.6±0.3	100M / 50mV	7	300	0.30	4000
HCI1005LF-6N2S	6.2±0.3	100M / 50mV	7	300	0.30	3900
HCI1005LF-6N8J	6.8±5%	100M / 50mV	7	300	0.30	3900
HCI1005LF-7N5J	7.5±5%	100M / 50mV	7	300	0.40	3700
HCI1005LF-8N2J	8.2±5%	100M / 50mV	7	300	0.40	3600
HCI1005LF-9N1J	9.1±5%	100M / 50mV	7	300	0.40	3400
HCI1005LF-10NJ	10±5%	100M / 50mV	7	300	0.40	3200
HCI1005LF-12NJ	12±5%	100M / 50mV	8	300	0.50	2700
HCI1005LF-15NJ	15±5%	100M / 50mV	8	300	0.50	2300
HCI1005LF-18NJ	18±5%	100M / 50mV	8	300	0.60	2100
HCI1005LF-22NJ	22±5%	100M / 50mV	8	300	0.60	1900
HCI1005LF-27NJ	27±5%	100M / 50mV	8	300	0.70	1600
HCI1005LF-33NJ	33±5%	100M / 50mV	8	200	0.80	1300
HCI1005LF-39NJ	39±5%	100M / 50mV	8	200	1.00	1200
HCI1005LF-47NJ	47±5%	100M / 50mV	8	200	1.10	1100
HCI1005LF-56NJ	56±5%	100M / 50mV	8	200	1.20	750
HCI1005LF-68NJ	68±5%	100M / 50mV	8	180	1.40	750
HCI1005LF-82NJ	82±5%	100M / 50mV	8	150	2.40	750
HCI1005LF-R10J	100±5%	100M / 50mV	8	150	2.60	700
HCI1005LF-R12J	120±5%	100M / 50mV	8	150	2.80	600
HCI1005LF-R15J	150±5%	100M / 50mV	8	100	3.20	550
HCI1005LF-R18J	180±5%	100M / 50mV	8	100	3.70	500
HCI1005LF-R22J	220±5%	100M / 50mV	8	100	4.00	400
HCI1005LF-R27J	270±5%	100M / 50mV	8	50	4.50	350
HCI1005LF-R33J	330±5%	100M / 50mV	8	50	7.00	350

- Rated current: based on temperature rise test
- In compliance with EIA 595

Impedance, Inductance, Q v.s. Frequency Characteristics(Typical)



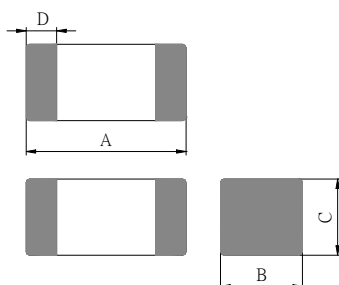
1.Features

1. Monolithic inorganic material construction.
2. Closed magnetic circuit avoids crosstalk.
3. S.M.T. type.
4. Suitable for reflow soldering.
5. Shapes and dimensions follow E.I.A. spec.
6. Available in various sizes.
7. Excellent solder ability and heat resistance.
8. High SRF up to 6GHz and above.
9. 100% Lead(Pb) & Halogen-Free and RoHS compliant.



Certificate
of
GreenPartner

2. Dimensions



Chip Size	
A	1.60±0.20
B	0.80±0.20
C	0.80±0.20
D	0.30±0.20

Units: mm

3. Part Numbering

HCI **1608** **L** **F** - **2N2** **S**
A B C D E F

A: Series
 B: Dimension L x W
 C: Category Code
 D: Material Lead Free Material
 E: Inductance 2N2=2.2 nH
 F: Inductance Tolerance S=±0.3

4.Specification

Tai-Tech Part Number	Inductance (nH)	Test Frequency (Hz)	Q min.	Rated Current (mA) max	DCR (Ω) max.	SRF (MHz) min.
HCI1608LF-1N5S	1.5±0.3	100M / 50mV	8	400	0.10	10000
HCI1608LF-1N8S	1.8±0.3	100M / 50mV	8	400	0.12	9800
HCI1608LF-2N2S	2.2±0.3	100M / 50mV	8	400	0.20	7600
HCI1608LF-2N7S	2.7±0.3	100M / 50mV	8	400	0.20	7000
HCI1608LF-3N3S	3.3±0.3	100M / 50mV	8	400	0.20	6200
HCI1608LF-3N9S	3.9±0.3	100M / 50mV	8	400	0.25	5600
HCI1608LF-4N7S	4.7±0.3	100M / 50mV	8	400	0.30	4800
HCI1608LF-5N6S	5.6±0.3	100M / 50mV	8	400	0.30	4600
HCI1608LF-6N8J	6.8±5%	100M / 50mV	8	400	0.35	4200

Tai-Tech Part Number	Inductance (nH)	Test Frequency (Hz)	Q min.	Rated Current (mA) max	DCR (Ω) max.	SRF (MHz) min.
HCI1608LF-8N2J	8.2±5%	100M / 50mV	8	400	0.35	3600
HCI1608LF-10NJ	10±5%	100M / 50mV	8	300	0.40	3200
HCI1608LF-12NJ	12±5%	100M / 50mV	8	300	0.40	2800
HCI1608LF-15NJ	15±5%	100M / 50mV	8	300	0.45	2600
HCI1608LF-18NJ	18±5%	100M / 50mV	8	300	0.60	2400
HCI1608LF-22NJ	22±5%	100M / 50mV	8	300	0.60	2000
HCI1608LF-27NJ	27±5%	100M / 50mV	8	300	0.80	1900
HCI1608LF-33NJ	33±5%	100M / 50mV	8	300	0.80	1600
HCI1608LF-39NJ	39±5%	100M / 50mV	8	300	1.00	1400
HCI1608LF-47NJ	47±5%	100M / 50mV	8	200	1.00	1200
HCI1608LF-56NJ	56±5%	100M / 50mV	8	200	1.00	1000
HCI1608LF-68NJ	68±5%	100M / 50mV	8	200	1.00	900
HCI1608LF-82NJ	82±5%	100M / 50mV	8	200	1.00	800
HCI1608LF-R10J	100±5%	100M / 50mV	8	200	1.40	700
HCI1608LF-R12J	120±5%	100M / 50mV	8	150	1.60	600
HCI1608LF-R15J	150±5%	100M / 50mV	8	150	1.80	500
HCI1608LF-R18J	180±5%	100M / 50mV	8	150	1.80	500

- Rated current: based on temperature rise test
- In compliance with EIA 595

Impedance, Inductance, Q v.s. Frequency Characteristics(Typical)

